

*New!*

# Lift & Slide Doors

*Exterior Doors from Upstate Door*



Upstate Door's Lift and Sliding Door solutions enable you to create the right design and choices of wood and glass to enhance the beauty of your home.

*Imagine the possibilities for your home.*

We recommend GU Hardware to easily and effortlessly move your unique Lift and Sliding Doors. Locking your doors in place where you want... easily.

*Call or Email our Custom Door Experts to assist you.*

## TECHNICAL SPECIFICATIONS

### WOOD SPECIES

- Genuine Mahogany
- African Mahogany
- Spanish Cedar
- White Oak
- Vertical Grain Douglass Fir
- Sepele

### OPTIONS

- 1 1/4" thick Screen Door
- 1 1/4" Thick Screen/Storm Door
- Handle finish options:
  - ▶ Aluminum
  - ▶ Polished Brass
  - ▶ Stainless Steel

### LAYOUT SCHEMES

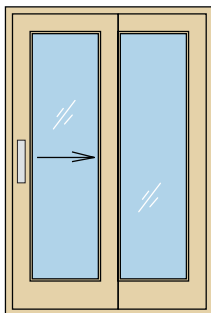
- A:** 2 Door (1 active, 1 stationary)
  - D:** 2 Door (2 active)
  - G:** 3 Door (1 active, 2 stationary)
  - E:** 3 Door (2 active, 1 stationary)
  - H:** 3 Door (3 active)
  - C:** 4 Door (2 active, 2 stationary)
  - F:** 4 Door (4 active)
  - L:** 6 Door (4 active, 2 stationary)
- (See layouts on back)*

### REQUIREMENTS

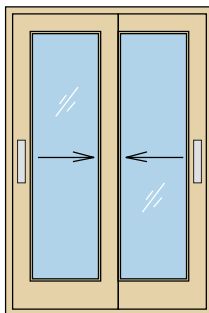
- 2 1/4" thick Doors
- 1 1/2" thick Jambs
- 1 3/4" thick Sill (minimum)
- 6 5/8" wide Jamb (minimum, Layouts and options will increase minimum requirement)

UPSTATE  DOOR  
*Distinctive Door Solutions*

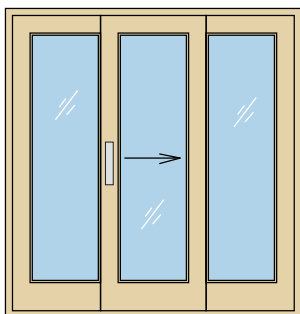
# LAYOUTS



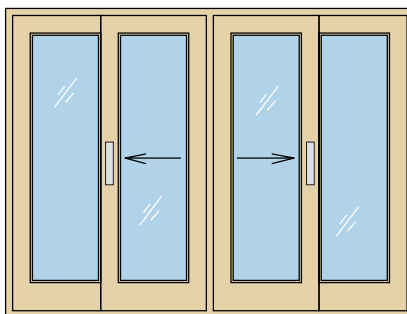
**Scheme A**  
1 lift-slide door, 1 fixed glazing  
Drawing shows left hand fittings



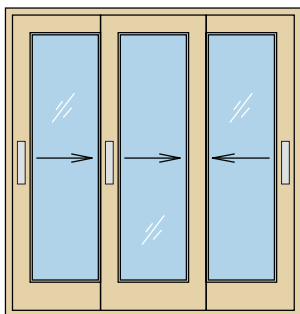
**Scheme D**  
2 lift-slide doors  
Left & right hand fittings shown



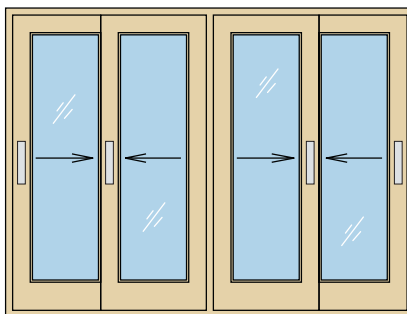
**Scheme G**  
1 lift-slide door, 2 fixed glazings  
Left hand fittings shown



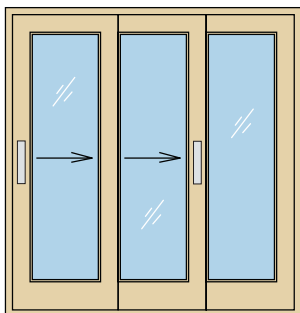
**Scheme C**  
2 lift-slide doors, 2 fixed glazings  
Left & right hand fittings shown



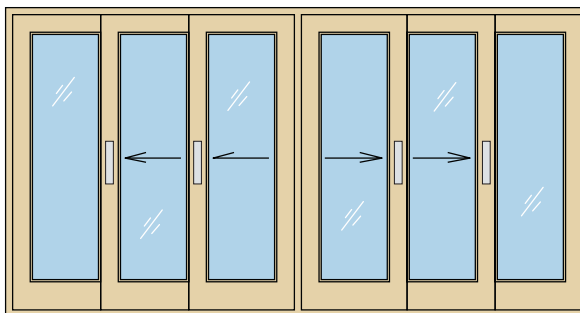
**Scheme H**  
3 lift-slide doors  
Left & right hand fittings shown



**Scheme F**  
4 lift-slide doors  
Left & right hand fittings shown



**Scheme E**  
2 lift-slide doors  
Left hand fittings shown



**Scheme L**  
4 lift-slide doors  
Left & right hand fittings shown